

Peninsula AMCL BDBL Unit Fund One


Quarterly Financial Statements (Un-Audited)

For the period from 01 October 2019 to 31 December 2019

Peninsula AMCL BDBL Unit Fund One
Statement of Financial Position
As at December 31, 2019

	Notes	31.12.2019 Taka	30.06.2019 Taka
ASSETS			
Cash and cash equivalent	5	70,350,305	78,048,280
Accrued Income	6	794,090	601,107
Preliminary Expenses	7	2,031,384	2,353,326
Investment in marketable securities	8	138,175,146	143,905,432
Advances, Deposit & Prepayments	9	207,527	324,042
Total Assets		211,558,451	225,232,187
EQUITY & LIABILITIES			
Unit Capital Fund	10	190,098,900	196,098,900
Unit Premium/(Discount)	11	9,446,869	9,446,869
Retained earnings	12	(8,529,872)	9,501,618
Total Equity		191,015,896	215,047,387
Liabilities			
Liabilities for expenditures	14	1,029,658	1,161,683
Provision for investment	16	19,225,812	8,720,219
Other liabilities	13	287,085	302,898
		20,542,555	10,184,800
Total equity & liabilities		211,558,451	225,232,187
NAV at Cost Value	15	11.06	11.41
Nav at Market Value	15	10.05	10.97

These financial statement should be read in conjunction with the annexed notes



 Trustee

Investment Corporation of Bangladesh



 Asset Manager

Peninsula Asset Management Company Limited




Peninsula AMCL BDBL Unit Fund One
Comparative Statement of Comprehensive Income
For the period from 01 July 2019 to 31 December 2019

	Notes	01.07.2019- 31.12.2019 Taka	01.07.2018- 31.07.2018 Taka	01.10.2019- 31.12.2019 Taka	01.10.2018- 31.12.2018 Taka
Income					
Interest income	17	2,498,904	170,790	1,086,848	77,707
Investment income	18	(1,647,815)	4,948,939	(1,592,302)	(1,139,062)
Dividend Income	18	3,103,942	-	1,947,674	-
Other Income		180,000	-	-	-
Total Income		4,135,030	5,119,729	1,442,220	(1,061,355)
Expenditure					
Management Fee	14	2,001,390	2,220,023	955,775	1,070,622
Trustee Fee		93,768	104,700	44,638	50,380
Custodial Fee	14	59,390	83,675	28,881	42,337
Amortization of pre-operating expenses	7	321,942	321,942	160,971	160,971
Bank Charge & excise duty	19	40,808	24,467	40,233	21,017
Fund's annual fee		93,768	104,700	44,638	50,380
Audit fee	14	14,494	8,696	7,247	4,348
CBDL Expenses		8,956	24,879	5,208	16,516
Other Operating Expenses	20	201,962	244,257	101,990	68,924
Total Expenditure		2,836,478	3,137,338	1,389,581	1,485,496
Profit/(loss) before Provision and tax		1,298,552	1,982,391	52,639	(2,546,851)
Provision for diminution in value of investment		(10,505,593)	(359,046)	(7,519,658)	1,292,085
Profit/(loss) before tax		(9,207,041)	1,623,345	(7,467,019)	(1,254,766)
Provision for tax		-	-	-	-
Net profit/(loss) after tax		(9,207,041)	1,623,345	(7,467,019)	(1,254,766)
Profit brought forward		-	-	-	-
Profit Available for distribution		(9,207,041)	1,623,345	(7,467,019)	(1,254,766)
Earning Per Unit		(0.4843)	0.830	(0.393)	(0.064)

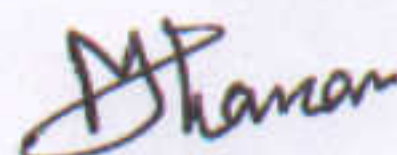
These financial statements should be read in conjunction with the annexed notes.


Trustee

Investment Corporation of Bangladesh


Asset Manager

Peninsula Asset Management Company Limited




Peninsula AMCL BDBL Unit Fund One


Cash flow Statement

For the period from 01 July 2019 to 31 December 2019

	01.07.2019- 31.12.2019 Taka	01.07.2018- 31.07.2018 Taka
A) Cash flows from operating activities		
Net profit/(loss) before tax	(9,207,041)	1,623,345
Items not involving movement of cash		
Depreciation	-	-
Provision for diminution in value of investment	10,505,593	359,046
	<u>10,505,593</u>	<u>359,046</u>
Operating profit/(loss) before working capital	1,298,552	1,982,391
Changes in working capital:		
Decrease/(increase) in current assets:		
Accrued Income	(192,983)	(601,107)
Preliminary Expenses	321,943	638,634
Advances, Deposit & Prepayments	116,516	11,420
	<u>245,476</u>	<u>48,947</u>
(Decrease)/increase in current Liabilities:		
Other liabilities	(15,813)	1,733
Liabilities for expenditure	(132,026)	(173,746)
	<u>(147,839)</u>	<u>(172,013)</u>
	97,637	(123,066)
	<u>1,396,189</u>	<u>1,859,325</u>
B) Cash flows from investing activities		
Investment in marketable securities	5,730,287	29,758,982
Net cash flow/ (used in) investing activities	<u>5,730,287</u>	<u>29,758,982</u>
C) Cash flows from financing activities		
Dividend paid	(8,824,451)	(19,609,390)
Unit Premium/(Discount)	(0)	60
Unit Capital Fund	(6,000,000)	5,000
Net cash flow from financing activities	<u>(14,824,451)</u>	<u>(19,604,330)</u>
Net (Deficit)/Surplus in Cash and Bank Balances for the Year (A+B+C)	(7,697,975)	22,257,540
Cash and Bank Balances at beginning of the period	78,048,280	55,790,739
Cash and Bank Balances at the end of the period	<u><u>70,350,305</u></u>	<u><u>78,048,280</u></u>



 Trustee
 Investment Corporation of Bangladesh



 Asset Manager
 Peninsula Asset Management Company
 Limited



Peninsula AMCL BDBL Unit Fund One

Statement of Changes in Equity

For the period from 01 July 2019 to 31 December 2019

Particulars	(Amount in Taka)				
	Unit Capital Fund	Unit Premium	Retained Earnings	Dividend Equalization Reserve	Total equity
Balance at July 1, 2018	196,093,900	9,446,809	21,125,656	-	226,666,365
Issued share capital	5,000	-	-	-	5,000
Unit Premium	-	60	-	-	60
Dividend Paid for the year 2017-18	-	-	(19,609,390)	-	(19,609,390)
Net profit/(loss) for the year	-	-	7,985,352	-	7,985,352
Balance at June 30, 2019	196,098,900	9,446,869	9,501,618	-	215,047,387
Balance at July 1, 2019	196,098,900	9,446,869	9,501,618	-	215,047,387
Issued unit capital	(6,000,000)	-	-	-	(6,000,000)
Unit Premium	-	-	-	-	-
Dividend Paid for the year 2018-19	-	-	(8,824,451)	-	(8,824,451)
Net profit/(loss) for the year	-	-	(9,207,041)	-	(9,207,041)
As at 30 September 2019	190,098,900	9,446,869	(8,529,873)	-	191,015,896


Trustee

Investment Corporation of Bangladesh



Asset Manager

Peninsula Asset Management Company Limited

